

# "High Frequency Ceramic Solutions"

967 MHz Directional Coupler

P/N 0967CP14A024

Detail Specification: 06/15/04

Page 1 of 2

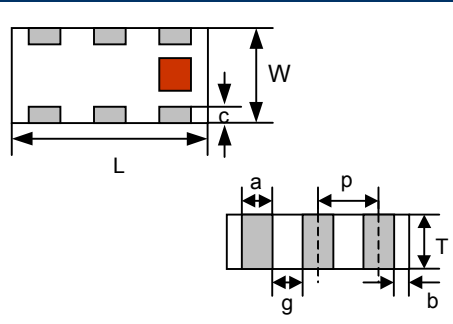
## General Specifications

Part Number	0967CP14A024
Frequency (MHz)	955 ~ 979
Insertion Loss @ BW	0.5 dB max.
Return Loss (dB)	15.6 min.
Coupling (dB)	12.5±1.0
Isolation (dB)	19.0 min

Power Capacity	3.0 Watts max.
Impedance	50 Ω
Operating Temperature	-40 to +85°C
Reel Quantity	4,000

## Mechanical Dimensions

	In	mm
L	0.063 ± 0.004	1.60 ± 0.10
W	0.031 ± 0.004	0.80 ± 0.10
T	0.024 ± 0.004	0.60 ± 0.10
a	0.008 ± 0.004	0.20 ± 0.10
b	0.008 +.004/-0.006	0.20 +0.1/-0.15
c	0.006 ± 0.004	0.15 ± 0.10
g	0.012 ± 0.004	0.30 ± 0.10
p	0.020 ± 0.002	0.50 ± 0.05



## Terminal Configuration

No.	Function
1	IN
2	GND
3	Coupled OUT
4	Termination
5	GND
6	Main OUT

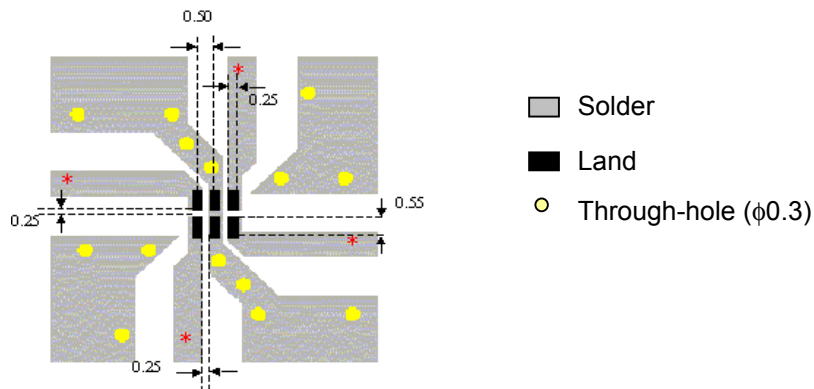
The diagram shows a top view of the coupler with terminals 1 through 6 labeled. Terminal 1 is the input, 2 is ground, 3 is the coupled output, 4 is termination, 5 is ground, and 6 is the main output.

## Mounting Considerations

Mount these devices with brown mark facing up.

Line width should provide 50Ω impedance matching characteristics.

Units: mm



Johanson Technology, Inc. reserves the right to make design changes without notice.  
All sales are subject to Johanson Technology, Inc. terms and conditions.



[www.johansontechnology.com](http://www.johansontechnology.com)

931 Via Alondra • Camarillo, CA 93012 • TEL 805.389.1166 FAX 805.389.1821

2003 Johanson Technology, Inc. All Rights Reserved

# "High Frequency Ceramic Solutions"

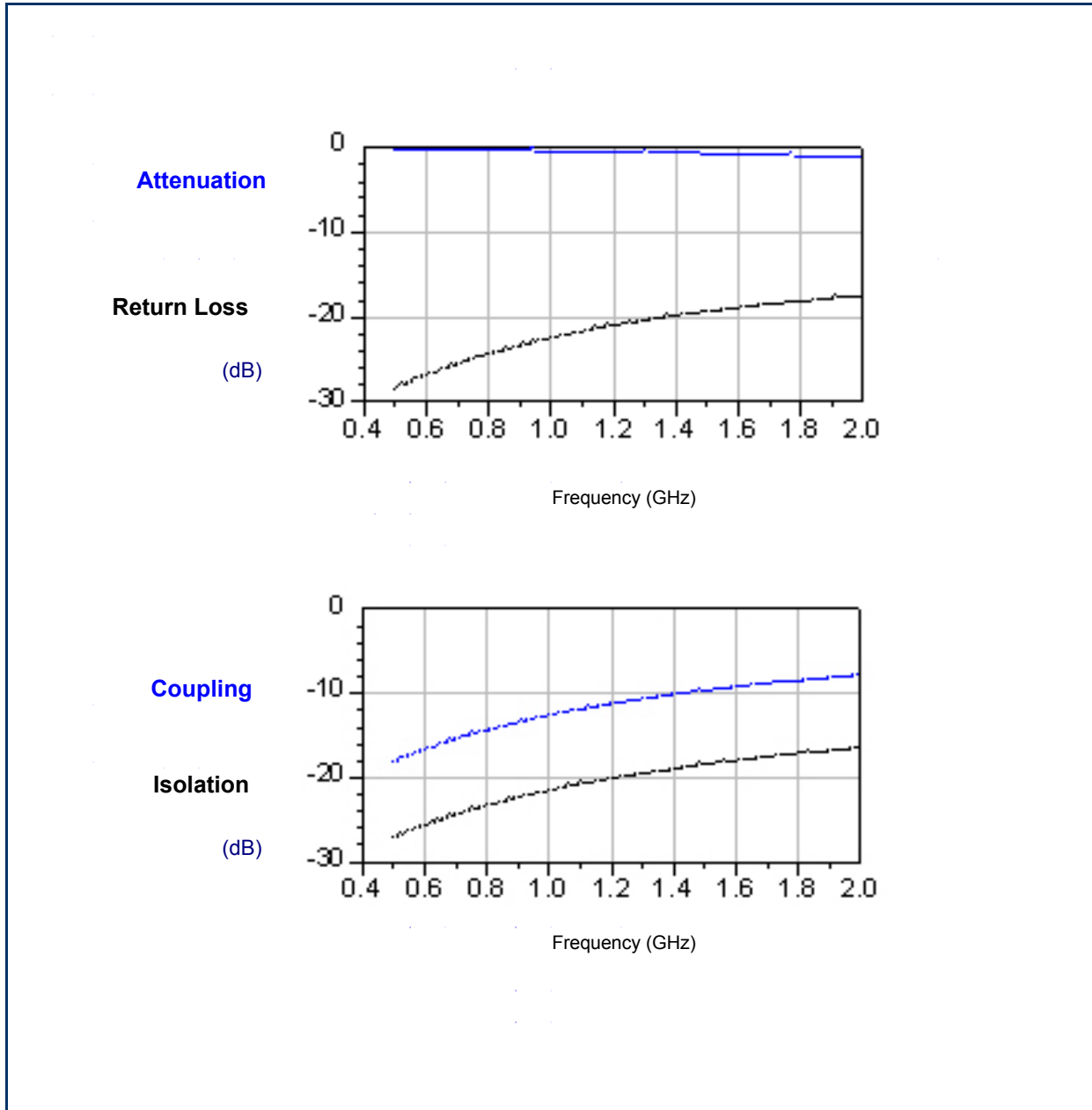
967 MHz Directional Coupler

P/N 0967CP14A024

Detail Specification: 06/15/04

Page 2 of 2

## Typical Electrical Characteristics (T=25°C)



Johanson Technology, Inc. reserves the right to make design changes without notice.

All sales are subject to Johanson Technology, Inc. terms and conditions.



[www.johansontechnology.com](http://www.johansontechnology.com)

931 Via Alondra • Camarillo, CA 93012 • TEL 805.389.1166 FAX 805.389.1821

2003 Johanson Technology, Inc. All Rights Reserved